

TLCC



Teaching & Learning Conditions Colorado

Teaching and Learning Conditions Colorado Survey

2024 Overview

DCSD Board of Education

May 28, 2024

Initiated through HB08-1384, the Teaching and Learning Conditions in Colorado (TLCC) is a statewide, anonymous survey intended to support:

- Improvement planning
- Research
- Policy

This biennial survey is administered to school level licensed staff via online survey instrument. HB21-1087 added education support professionals

- Source: Colorado Department of Education

According to the Colorado Department of Education, the main purposes of the TLCC Survey are to:

- **Amplify Educators' Voice**
 - **Deepen Improvement Planning**
 - **Strengthen Research and Policy**
-
- School-based staff (e.g., teachers, principals, special service providers, education support professional) are invited – voluntary and anonymous
 - CDE works with partner organizations, including Governor's Office, CASE, CEA, CASB, CEI, League of Charter Schools, CO Rural Alliance
 - Cambridge Education provided survey administration and initial data analysis and reports 2018-2022, now Panorama Education

• Source: Colorado Department of Education

According to C.R.S. 22-2-503, the survey results may be used as a resource for:

- School and program design
- Professional development programs
- School improvement plans (UIP)
- School district continuous improvement programs
- State education reform initiatives concerning achievement gaps, teacher gaps, dropout rates, and graduation rates

• Source: C.R.S. 22-2-503

Survey was designed around these constructs:

- Community Support and Involvement
- Facilities and Resources
- General Reflection
- Instructional Practices and Support
- Managing Student Conduct
- Professional Climate
- Professional Development
- Staff Evaluation
- Support for Own Wellbeing
- Support for Student Wellbeing
- Teacher Leadership
- Time
- Support for Staff - Leaders
- District Supports - Leaders
- New Teacher/Staff

• Source: <http://www.tlccsurvey.org/>

- 3,667 out of 6,708 educators responded (55%)
 - In order to gain access to results at least 50% of educators must respond
 - Data for 78 out of 90 sites available

Years of Experience

Subgroup with no data	20	< 1%
First Year	334	9%
2-3 Years	523	14%
4-5 Years	377	10%
6-10 Years	686	19%
11-20 Years	912	25%
20+ years	815	22%

School Level

Elementary	611	17%
Elementary/Middle	1,507	41%
Elementary/Middle/High	104	3%
High	896	24%
Middle	515	14%
Middle/High	34	< 1%

- Source: <http://www.tlccsurvey.org/>

DISTRICT SNAPSHOT

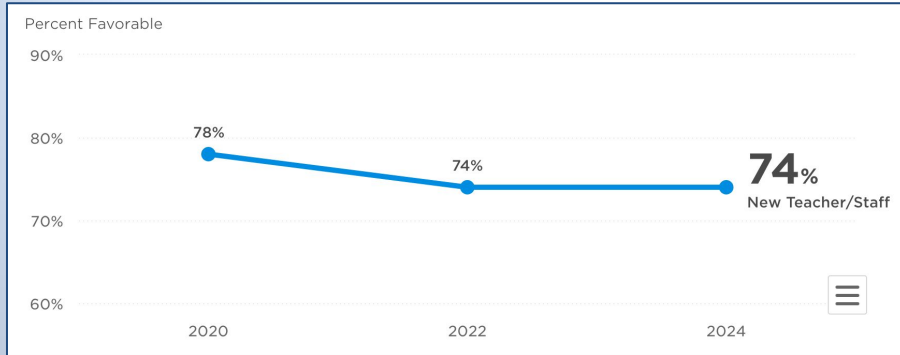
2024 Highest Favorability*	2022	2024	State (2024)
<ul style="list-style-type: none"> Support for Staff - Leaders 	N/A	100%	99%
<ul style="list-style-type: none"> Support for Own Wellbeing 	N/A	94%	90%
2024 Lowest Favorability*			
<ul style="list-style-type: none"> New Teacher/Staff 	74%	74%	71%
<ul style="list-style-type: none"> Time 	65%	68%	56%

* Results displayed are percentages based on the proportion of participants who replied “Agree” or “Strongly Agree.”

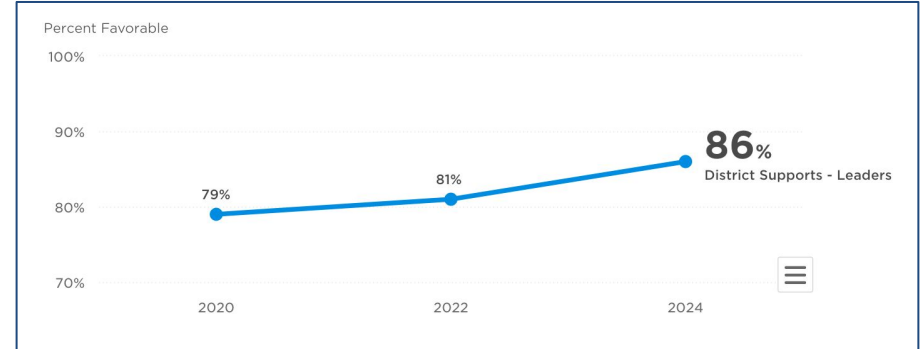
• Source: <http://www.tlccsurvey.org/>

TLCC Trend Data

New Teacher/Staff*



District Support - Leaders**



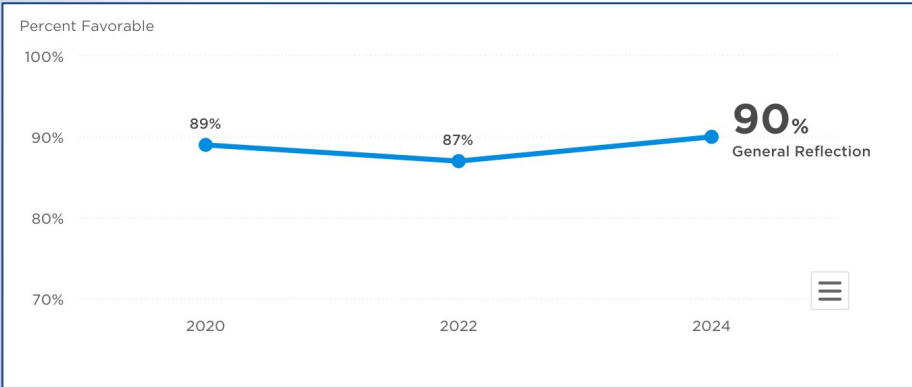
* Questions only available to teachers that indicate 1-3 years of experience

** Questions only available to School Leaders

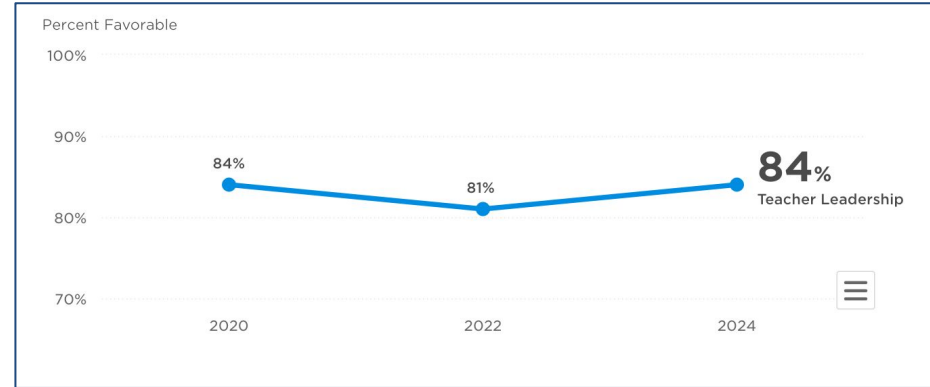
• Source: <http://www.tlccsurvey.org/>

TLCC Trend Data

General Reflection



Teacher Leadership

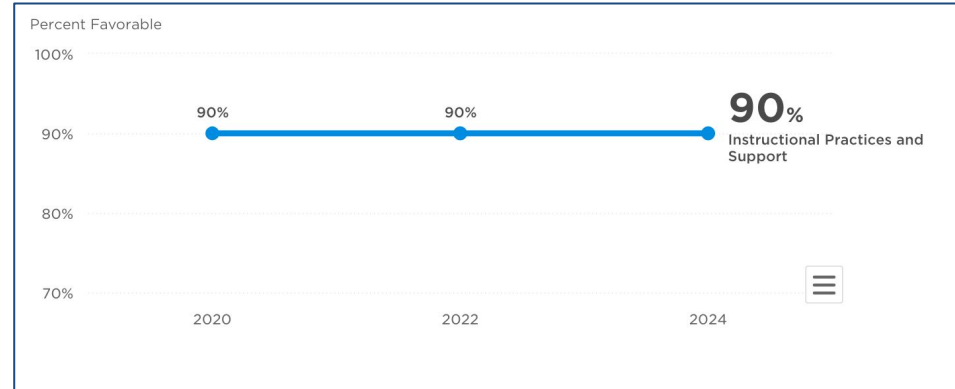
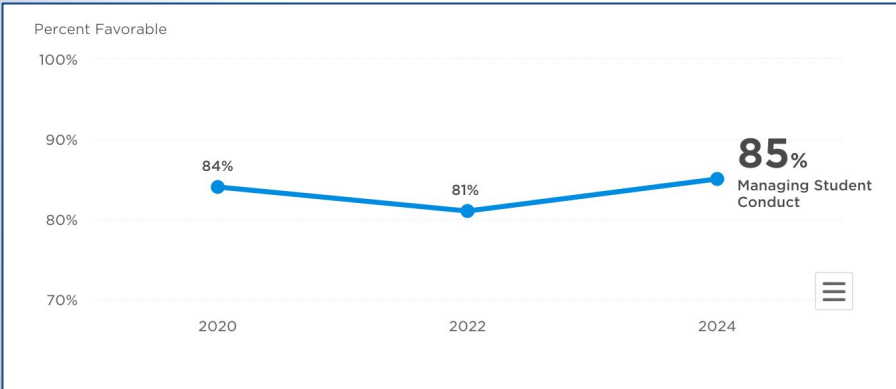


• Source: <http://www.tlccsurvey.org/>

TLCC Trend Data

Managing Student Conduct

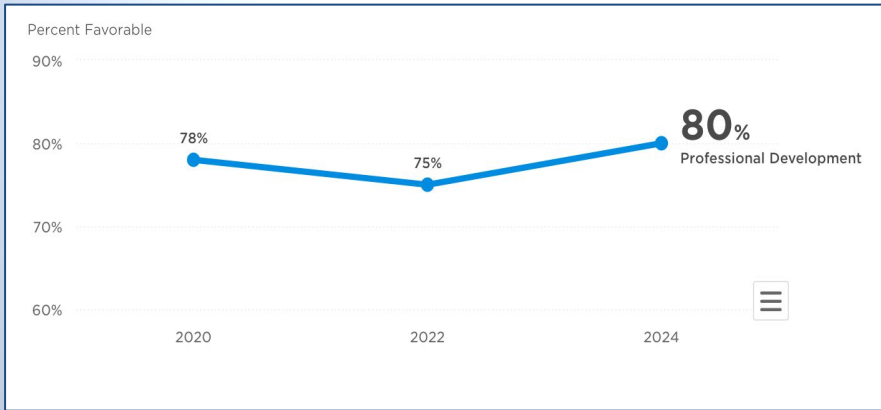
Instructional Practices and Support



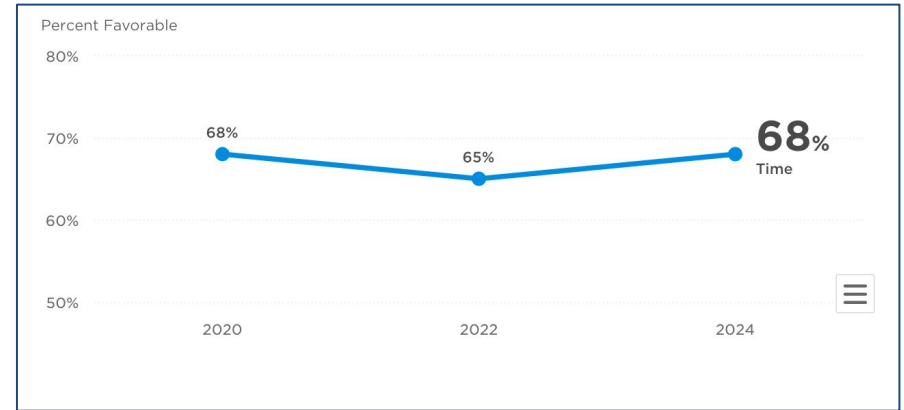
• Source: <http://www.tlccsurvey.org/>

TLCC Trend Data

Professional Development



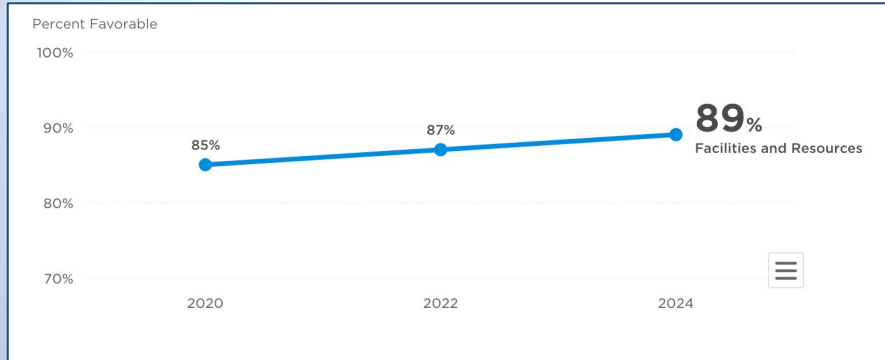
Time



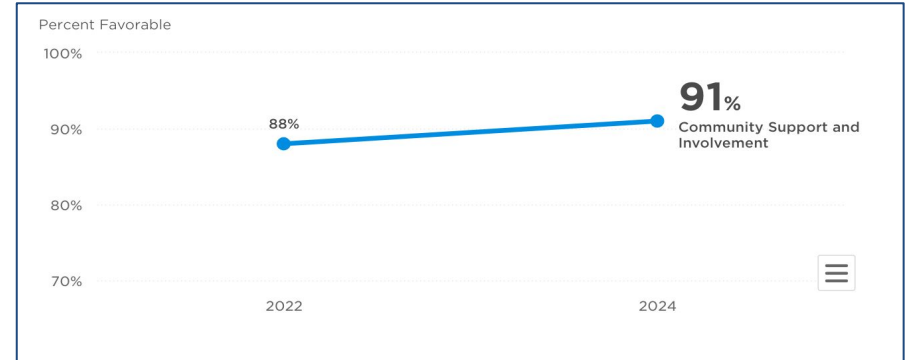
• Source: <http://www.tlccsurvey.org/>

TLCC Trend Data

Facilities and Resources



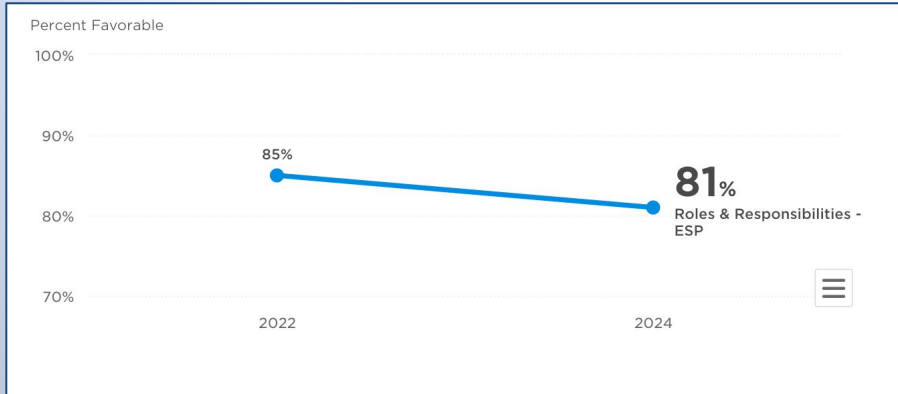
Community Support and Involvement



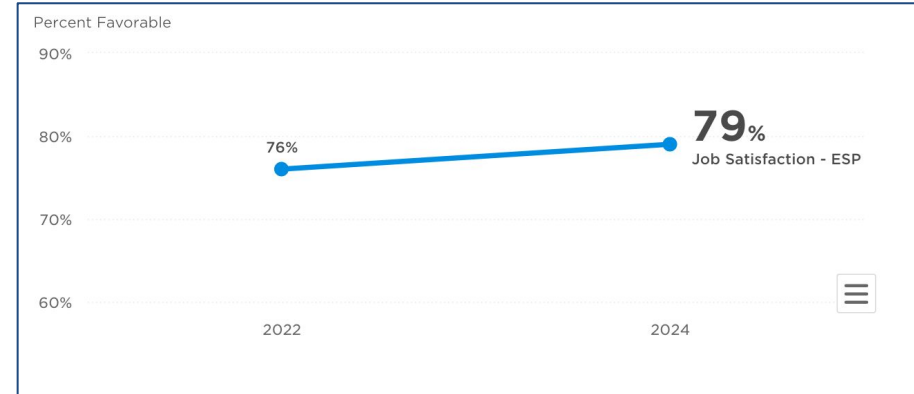
• Source: <http://www.tlccsurvey.org/>

TLCC Trend Data

Roles and Responsibilities - ESP*



Job Satisfaction - ESP*



* Education Support Professionals - paraprofessional who may not be licensed, but provides direct instruction, supports licensed staff in an educational capacity, or supports instruction and the learning environment

• Source: <http://www.tlccsurvey.org/>

How is this data used?

- EDOS met with principals to review data
- Principals gather additional feedback
- Principals share and review data with staff and determine next steps
- Leaders utilize data for potential goal setting for 24-25
 - Growth Plans
 - Effective Schools Model
 - School and Unified Improvement Planning

Resources

- Teaching and Learning Conditions Colorado Site:
<http://www.tlccsurvey.org/>
- Colorado Department of Education TLCC homepage:
[Teaching and Learning Conditions Colorado Survey](#)
- [2024 TLCC Fact Sheet](#) (PDF)
- [TLCC Do's and Don'ts](#) (PDF)
- [Using TLCC Results](#) (PDF)

QUESTIONS?